

FBI<sup>★</sup>SD

# 2023-2024 Fort Bend ISD Annual Public Hearing

March 24, 2025

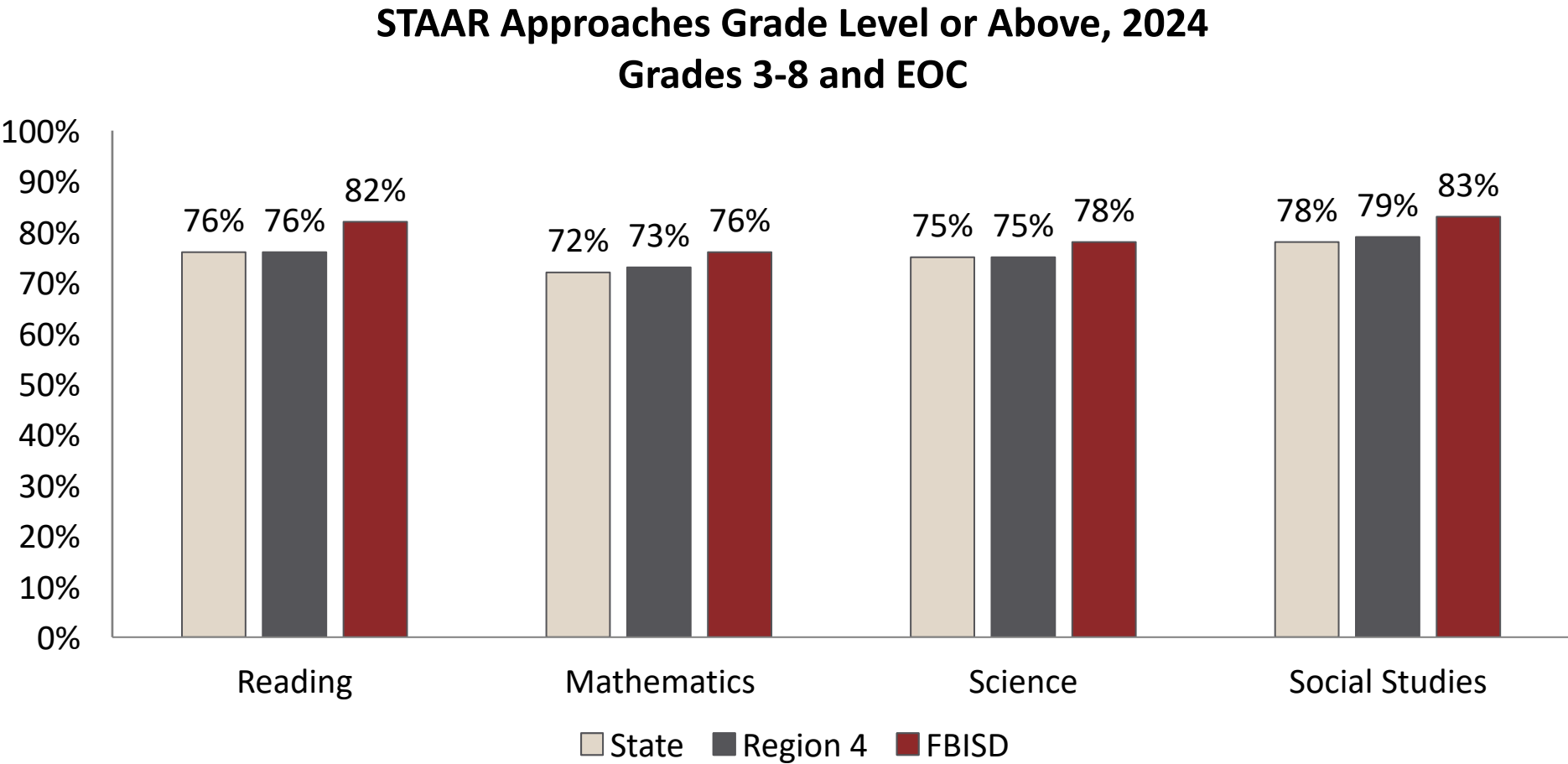


**Lead**  
**THE PAC**

# 2023-2024 District Annual Report

- Required by Texas Education Code Chapter 39
- Contents
  1. Texas Academic Performance Report (TAPR)
  2. PEIMS Financial Standard Reports
  3. District Accreditation Status
  4. Campus Performance Objectives
  5. Special Education
  6. Violent or Criminal Incidents on Campuses
  7. Student Performance in Postsecondary Institutions
  8. HB3 Goals and Progress
- Questions & Public Comment

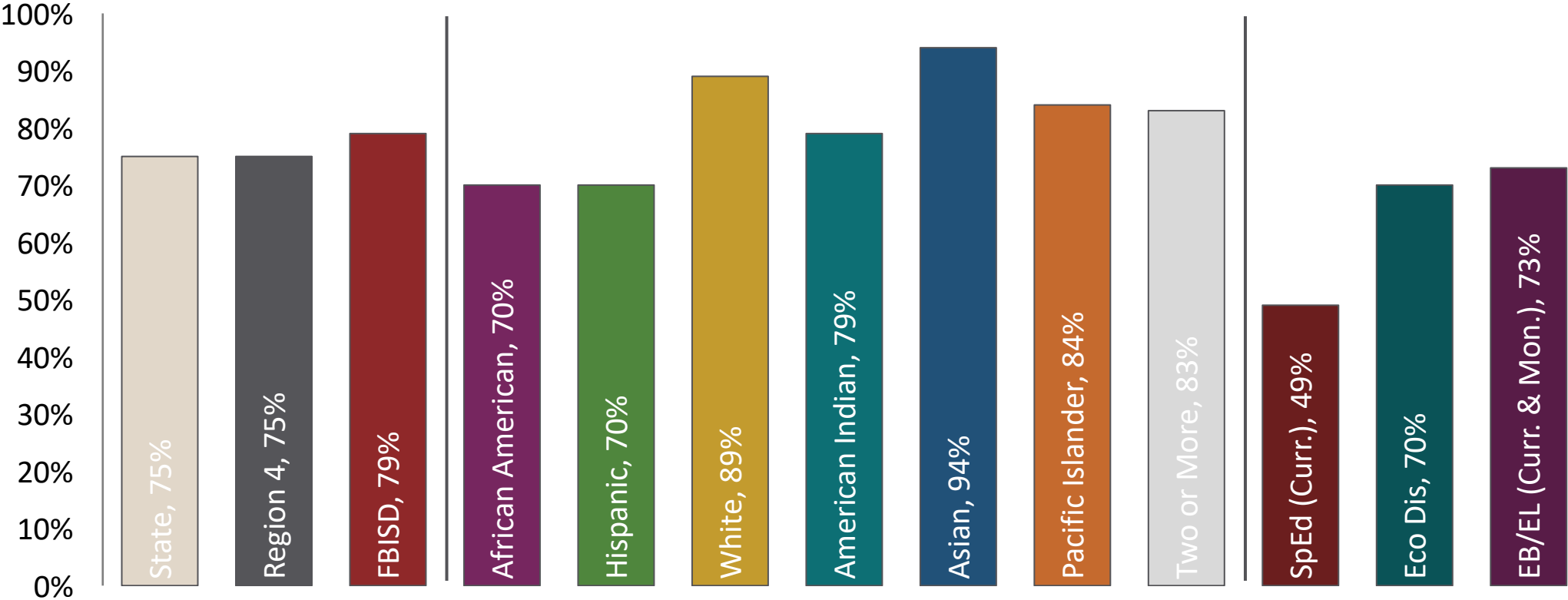
# Section 1: 2023-2024 Texas Academic Performance Report (TAPR)



2023-2024 Texas Academic Performance Report, pp. 8-9

# Section 1: 2023-2024 Texas Academic Performance Report (TAPR)

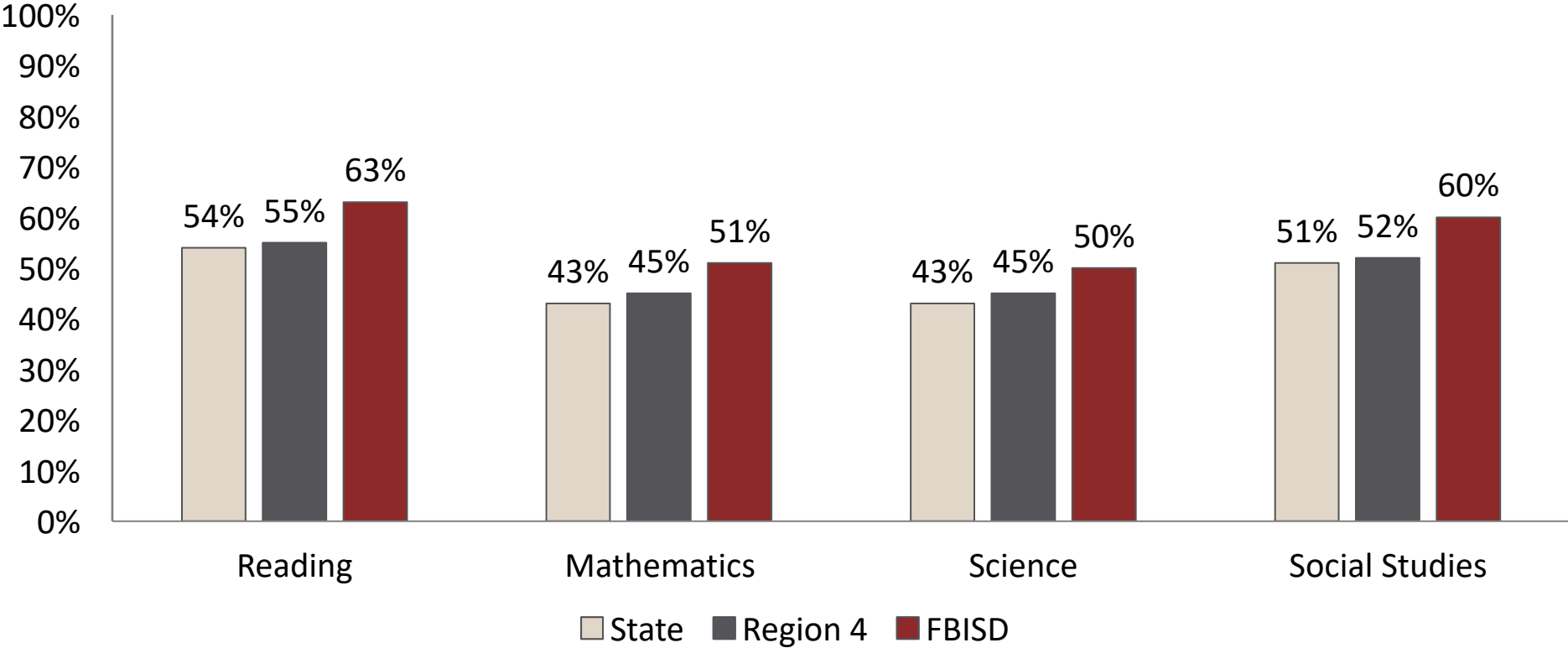
STAAR Approaches Grade Level or Above by Student Group, 2024  
Grades 3-8 and EOC All Subjects



2023-2024 Texas Academic Performance Report, p. 8

# Section 1: 2023-2024 Texas Academic Performance Report (TAPR)

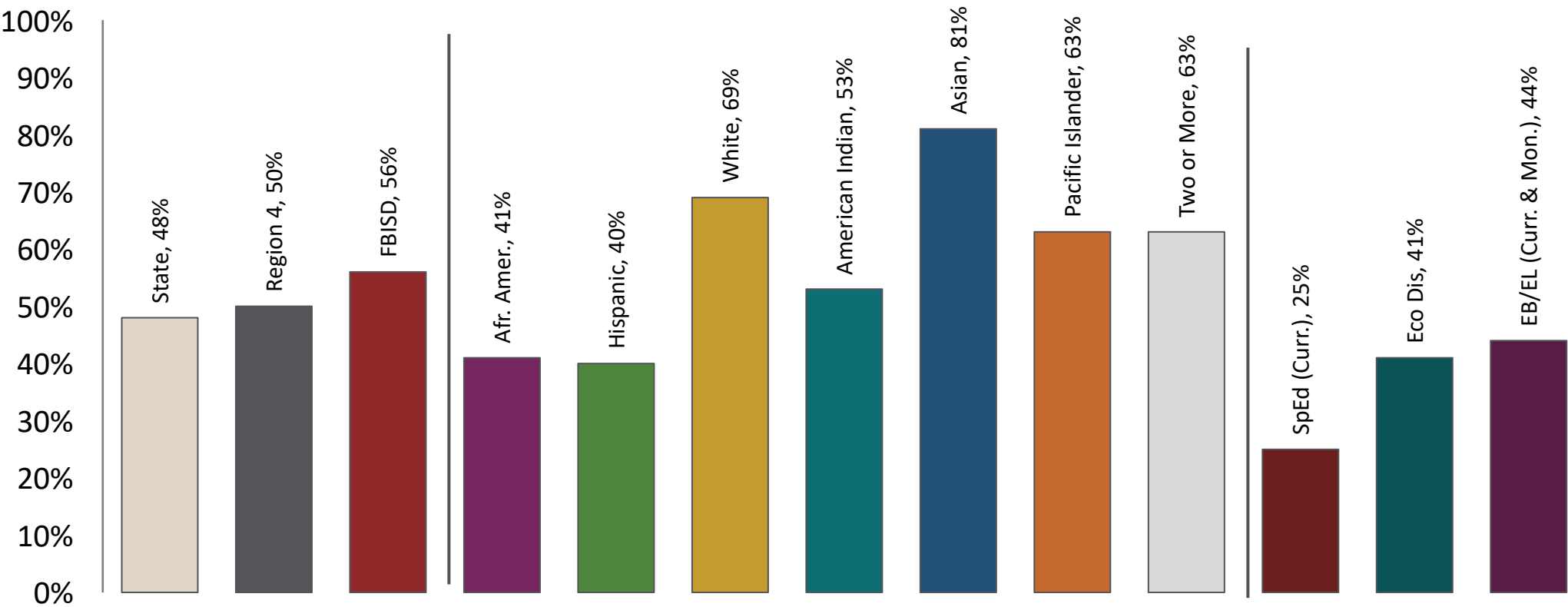
STAAR Meets Grade Level or Above, 2024  
Grades 3-8 and EOC



2023-2024 Texas Academic Performance Report, pp. 8-9

# Section 1: 2023-2024 Texas Academic Performance Report (TAPR)

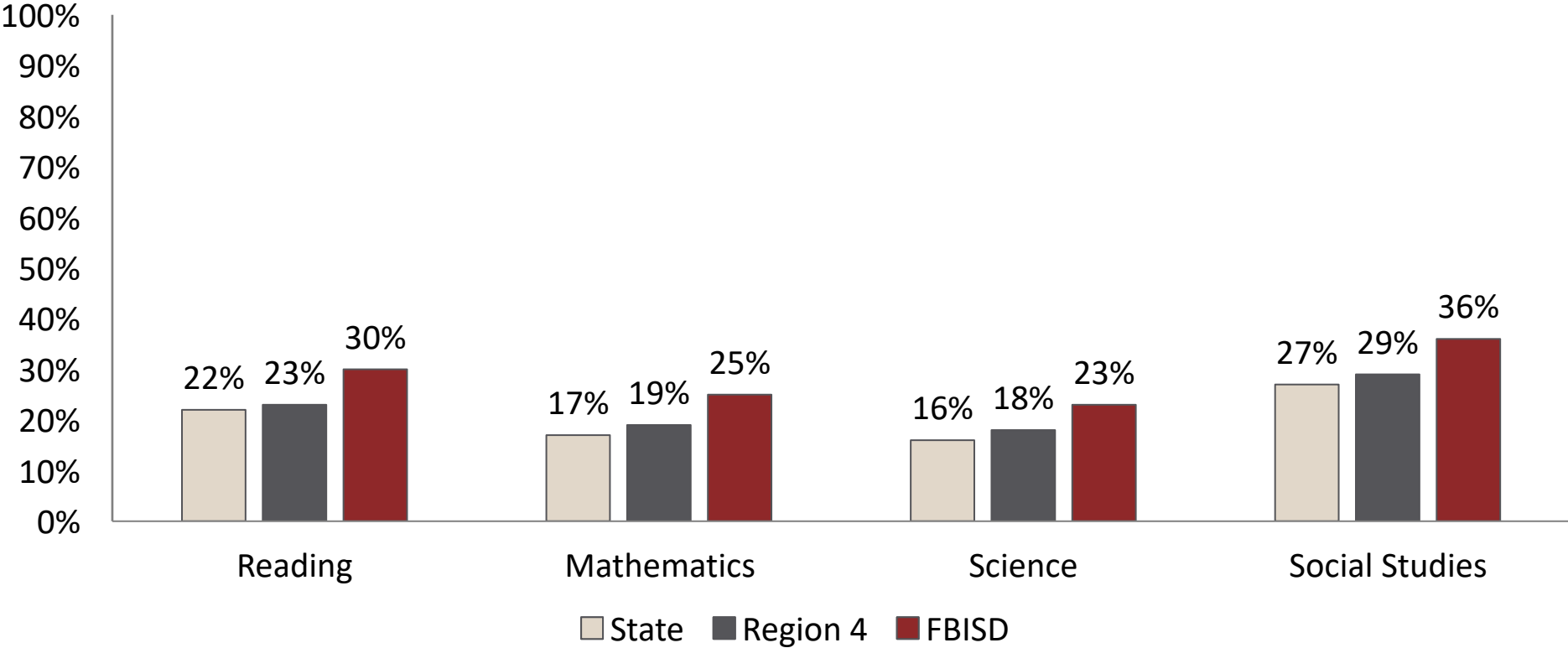
STAAR Meets Grade Level or Above by Student Group, 2024  
Grades 3-8 and EOC All Subjects



2023-2024 Texas Academic Performance Report, p. 8

# Section 1: 2023-2024 Texas Academic Performance Report (TAPR)

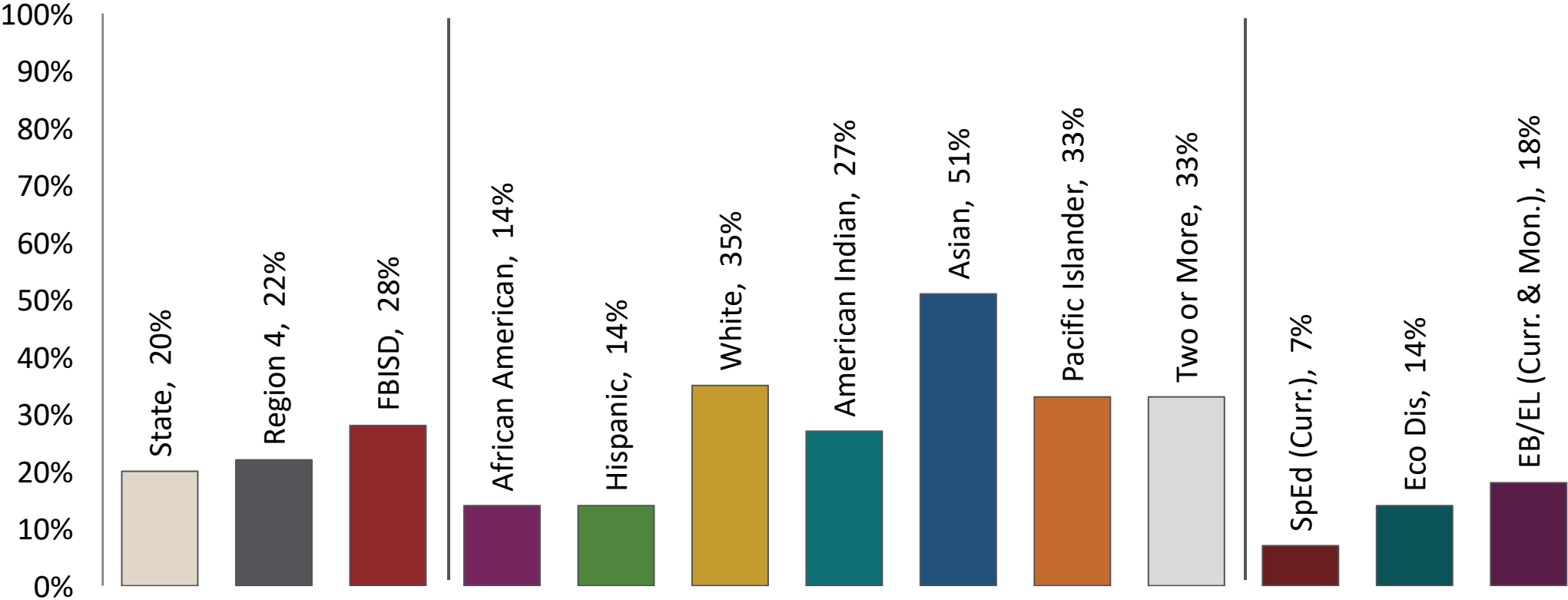
2023-2024 STAAR Masters Grade Level  
Grades 3-8 and EOC



2023-2024 Texas Academic Performance Report, pp. 8-9

# Section 1: 2023-2024 Texas Academic Performance Report (TAPR)

STAAR Masters Grade Level by Student Group, 2024  
Grades 3-8 and EOC All Subjects

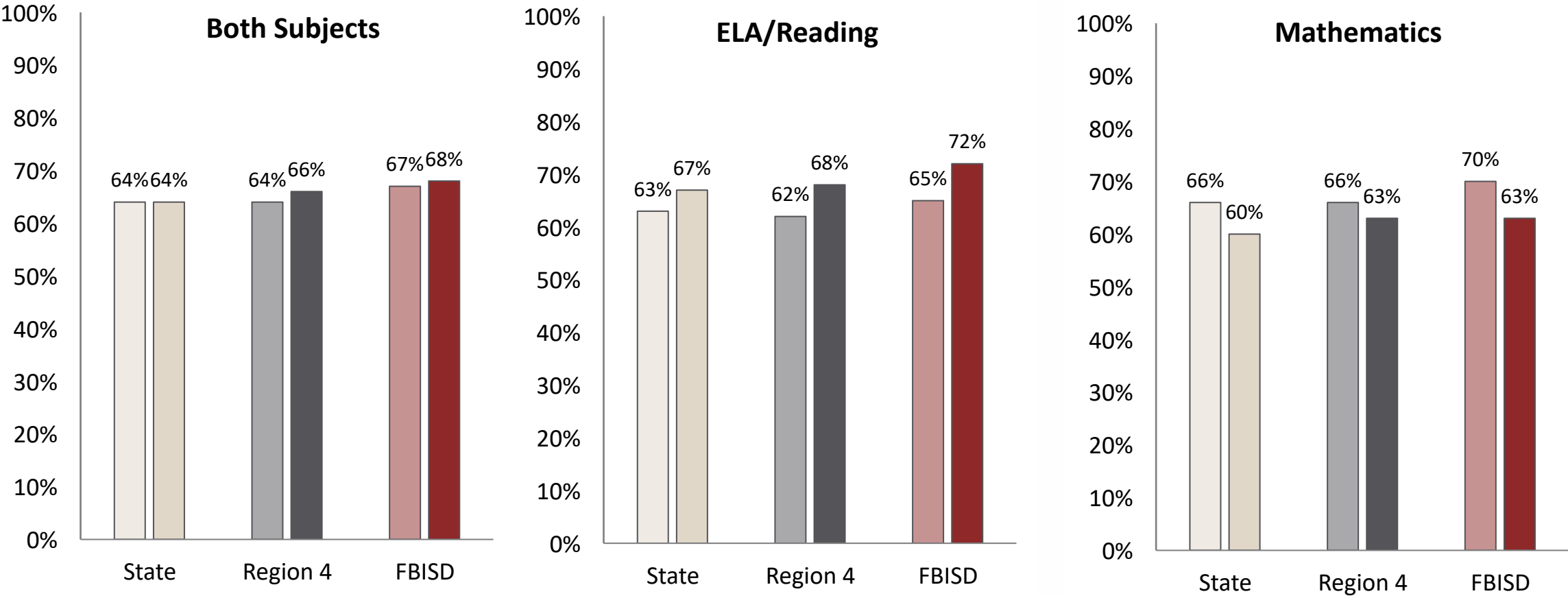


2023-2024 Texas Academic Performance Report, p. 8



# Section 1: 2023-2024 Texas Academic Performance Report (TAPR)

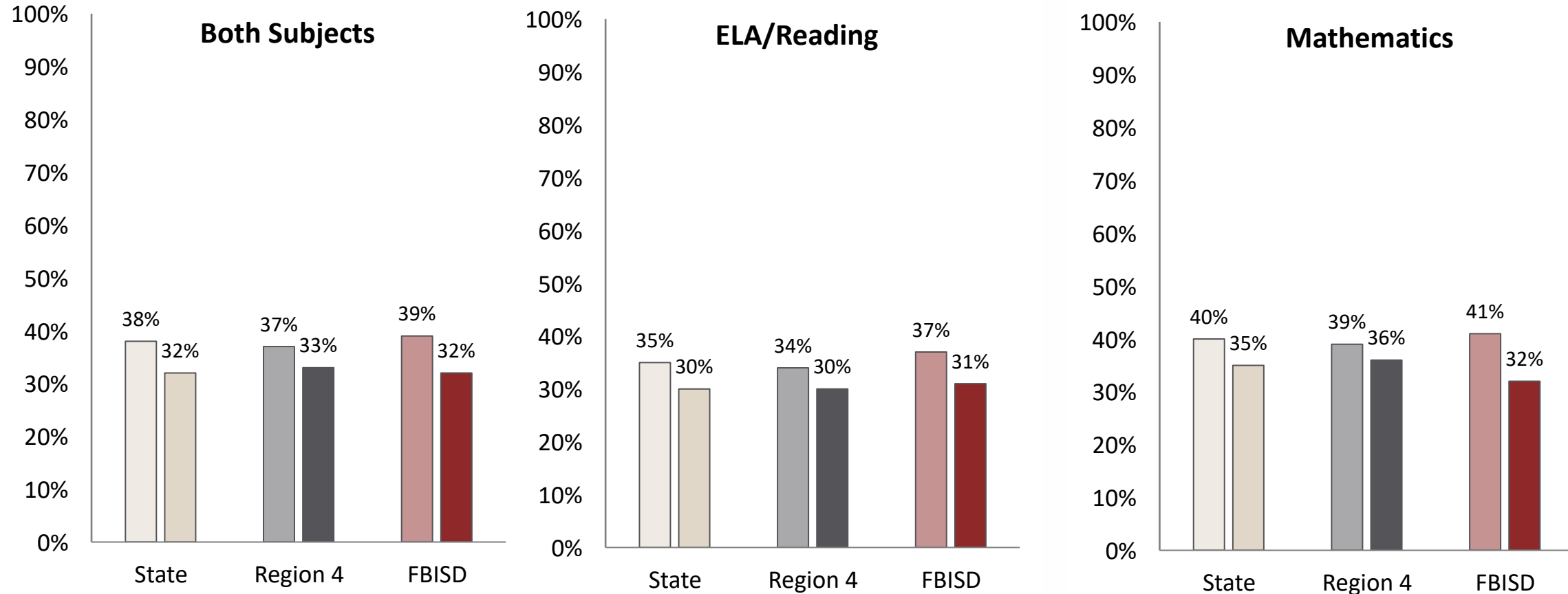
Annual Growth, 2023 and 2024  
All Grades



2023-2024 Texas Academic Performance Report, p. 12

# Section 1: 2023-2024 Texas Academic Performance Report (TAPR)

## Accelerated Growth, 2023 and 2024 All Grades



2023-2024 Texas Academic Performance Report, p. 13

# Section 1: 2023-2024 Texas Academic Performance Report (TAPR)

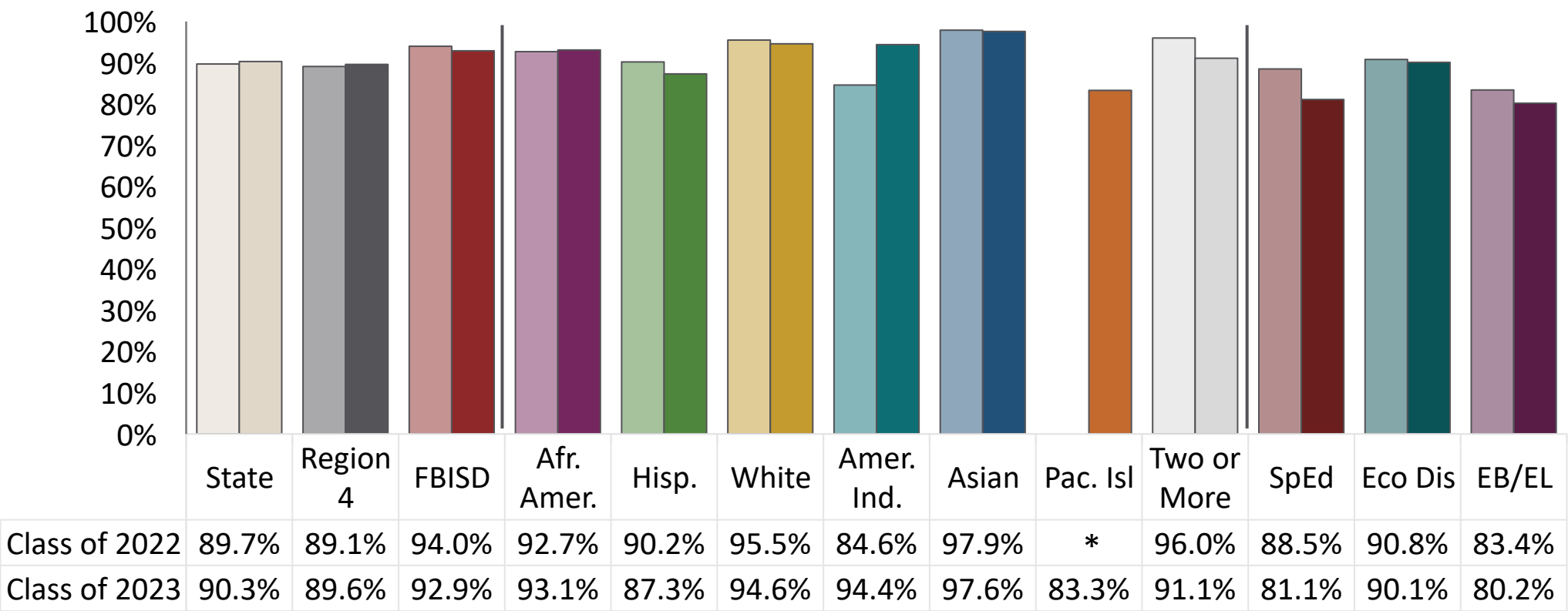
	2020-2021	2021-2022	2022-2023
Attendance	96.3%	93.9%	94.7%
Annual Dropout Rate (Grades 7-8)	0.5%	0.5%	0.6%
Annual Dropout Rate (Grades 9-12)	1.6%	1.4%	1.4%

2022-2023 Texas Academic Performance Report, p. 18

2023-2024 Texas Academic Performance Report, p. 19

# Section 1: 2023-2024 Texas Academic Performance Report (TAPR)

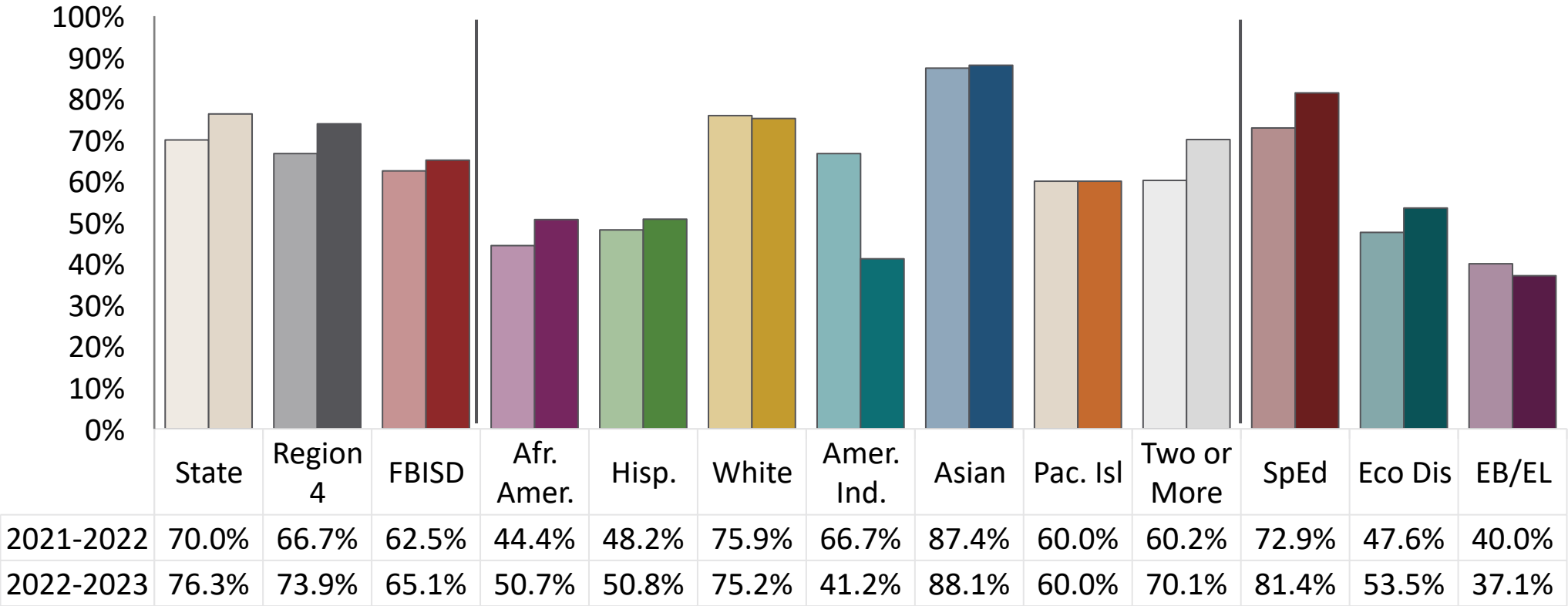
4-Year Longitudinal Graduation Rate  
Classes of 2022 and 2023



\* Fewer than 5 students

# Section 1: 2023-2024 Texas Academic Performance Report (TAPR)

College Career and Military Readiness  
2021-2022 and 2022-2023 Annual Graduates

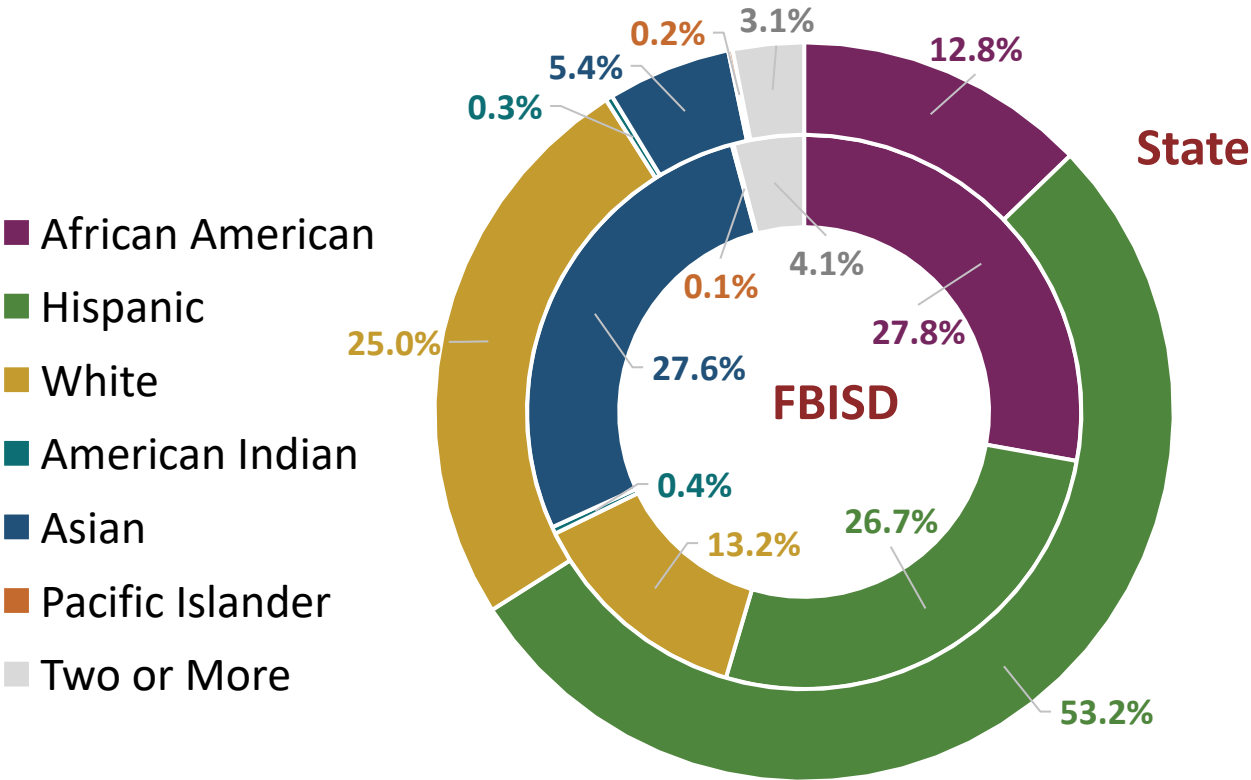


2023-2024 Texas Academic Performance Report, p. 23

# Section 1: 2023-2024 Texas Academic Performance Report (TAPR)

## Student Profile

Ethnic Distribution



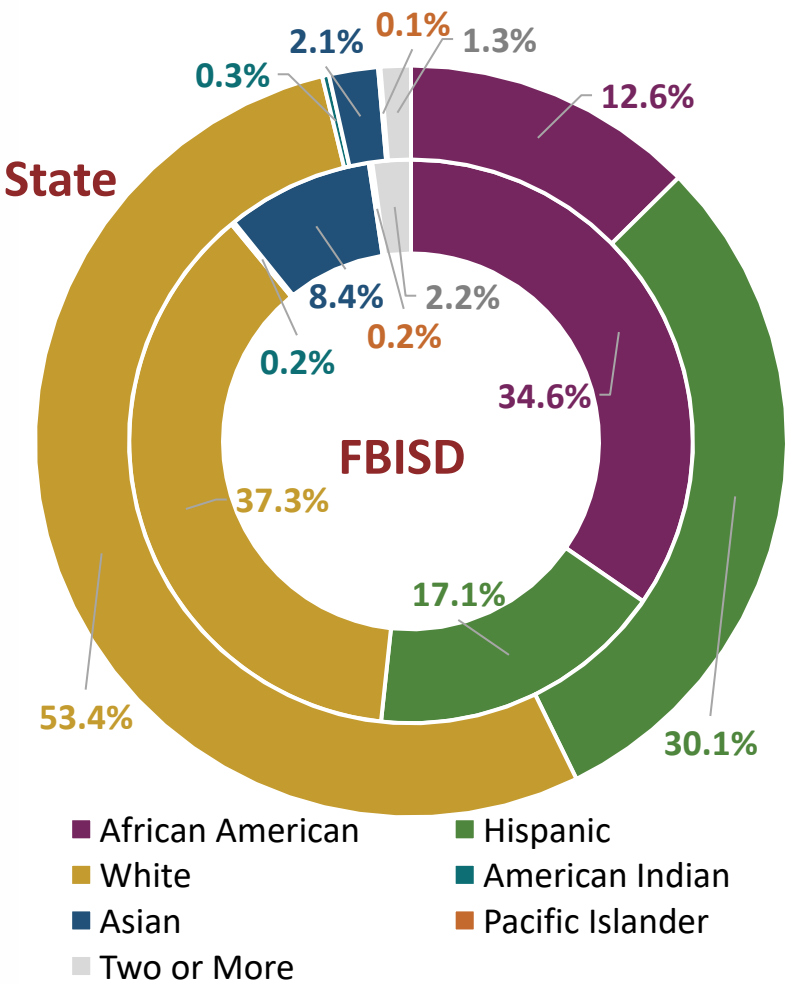
Program and Student Group Distribution

Instructional Program	State	FBISD
Bilingual/ESL Education	24.5%	21.1%
Gifted & Talented Education	8.5%	6.6%
Special Education	13.9%	13.9%
Other Student Groups		
At-Risk	53.2%	42.8%
EB/English Learners	24.4%	21.7%
Economically Disadvantaged	62.3%	49.6%
Foster Care	0.2%	0.4%
Homeless	1.4%	0.9%
Immigrant	2.9%	3.0%
Migrant	0.2%	<0.1%
Military Connected	3.9%	2.7%
Section 504	7.2%	4.5%
Title I	65.7%	20.8%

2023-2024 Texas Academic Performance Report, pp. 28-29

# Section 1: 2023-2024 Texas Academic Performance Report (TAPR)

Ethnic Distribution

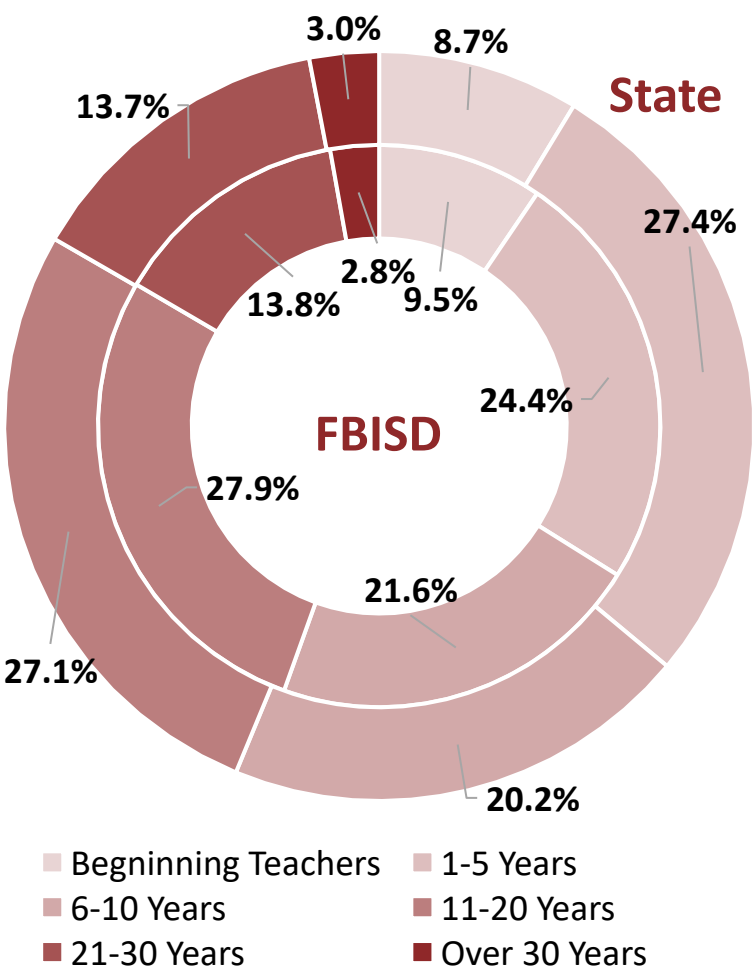


Staff Profile

Staff Category

	State	FBISD
Professional Staff	63.9%	64.5%
Teachers	48.3%	48.2%
Professional Support	11.1%	12.3%
Campus Administration	3.3%	3.4%
Central Administration	1.2%	0.6%
Educational Aides	11.4%	9.8%
Auxiliary Staff	24.7%	25.6%

Teachers' Years of Experience



## Section 2: 2022-2023 PEIMS Financial Standard Reports

### 2022-2023 District Financial Actual Report

- Revenues
- Expenditures
- Disbursements
- Tax Rates
- Fund Balance

### 2022-2023 Campus Financial Actual Reports

- Expenditures

**Current First Rating:** A = Superior  
Achievement



# Section 3: 2023-2024 District Accreditation Status

## Fort Bend ISD Accreditation Status: **Accredited**

TEA generally assigns one of four accreditation statuses to each district in the state:

- Accredited
- Accredited-Warned
- Accredited-Probation
- Not Accredited-Revoked

In assigning an accreditation status to districts, TEA considers:

- Academic accountability ratings
- Financial accountability ratings
- Data integrity
- Program-area deficiencies identified through Results Driven Accountability (RDA)

# Section 4: Campus Performance Objectives

## GOALS

Provide rigorous and relevant curriculum and deliver instruction that is responsive to the needs of all students

Provide a positive culture and climate that provides a safe and supportive environment for learning and working

Recruit, develop, and retain high quality teachers and staff

Engage students, parents, staff, and community through ongoing communication, opportunities for collaboration and innovation, and partnerships that support the learning community

Utilize financial, material, and human capital resources to maximize district outcomes and student achievement

- Each campus has developed a Campus Improvement Plan (CIP) as required by TEC §11.253.
- Campuses are required to report on progress toward their CIP quarterly.
- Each CIP includes performance objectives.
- CIP progress is posted on each campus's website.

# Section 5: Special Education

## Special Education Determination Status: Needs Assistance

In assigning the Special Education Determination Status, TEA considers:

- Results Driven Accountability (RDA) results
- Performance in federally required indicators
  - Performance ranges from 0-4, with 0 being the best

Indicator	Performance Level
State Performance Plan (SPP) Compliance Indicators	1
Valid, Reliable, and Timely Data	0
Status of Uncorrected Noncompliance	0
Financial Audits	0

2024 Results Driven Accountability Report

# Section 5: Special Education RDA Risk Ratios

	2020	2021	2022	2023	2024
African American Out-of-School Suspension (OSS)	2.9 (SD, Y3)	3.1 (SD, Y3)	2.3	3.0 (SD, Y1)	2.8 (SD, Y2)
African American Total Disciplinary Removals	2.6 (SD, Y1)	2.8 (SD, Y2)	2.7 (SD, Y3)	2.6 (SD, RP)	2.4

2024 Results Driven Accountability Report

SD = Significant Disproportionality  
RP = Reasonable Progress  
Y# = Year Number

# Section 6: Violent or Criminal Incidents

	Count	Percentage
2021-2022	27	0.03%
2022-2023	27	0.03%
2023-2024	23	0.03%

*OnDataSuite ESSA Unsafe School Choice Option (USCO), retrieved 1/24/25*

Examples of penal code violations that meet these criteria:

- Used, exhibited, or possessed a firearm or illegal knife
- Arson
- Aggravated or sexual assault
- Felony controlled substance violation

# Section 7: Student Performance in Postsecondary Institutions

## 2021-2022 High School Graduates

	Total Graduates	GPA for 1 <sup>st</sup> Year in Public Higher Education in Texas					
		<2.0	2.0 – 2.49	2.5 – 2.99	3.0 – 3.49	>=3.5	Unknown
Four-Year Public University	1,912	268	175	238	411	815	5
Two-Year Public Colleges	1,303	316	176	196	258	319	38
Independent Colleges & Universities	147	--	--	--	--	--	--
Not Trackable	538	--	--	--	--	--	--
Not Found	2060	--	--	--	--	--	--
Total High School Graduates	5,960	--	--	--	--	--	--

*Texas Higher Education Coordinating Board and Texas Education Agency Report, 2021-2022*

# Section 8: HB3 Goals and Progress

Category	Measure	2024 Target	2024 Actual	% Campuses that Met Target
Literacy (Early Childhood)	3 <sup>rd</sup> Grade STAAR Reading Meets Grade Level or Above	62%	59%	47%
Math (Early Childhood)	3 <sup>rd</sup> Grade STAAR Math Meets Grade Level or Above	64%	51%	18%
CCMR (Class of 2023)	% College, Career, Military Ready	73%	65.1%	36%

2023-2024 Texas Academic Performance Report, p. 3  
FBISD Organizational Development Department

# Section 9: Texas Academic Performance Report (TAPR) Glossary

Printed copies of the complete Fort Bend ISD Annual Report will be available at:

## **Annual Report Locations**

- Central Office
- Campus Front Offices

## **Texas Academic Performance Report**

- Electronically on the District Website:  
<https://www.fortbendisd.com/Page/927>
- Electronically on the TEA Website:  
[www.tea.texas.gov/perfreport/tapr/index.html](http://www.tea.texas.gov/perfreport/tapr/index.html)

## **Financial Rating Report**

- Electronically on the TEA Website:  
<https://tealprod.tea.state.tx.us/First/forms/Main.aspx>



# Questions & Public Comment

